

Intec-G2® Series



POWER & CONTROL




EXPERIENCE & QUALITY



TECHNOLOGY & INNOVATION



A GMM Group Company



Techjet Upgrade Option - Linear Scale Feedback

ACCURACY WITH LINEAR SCALE FEEDBACK	0,05 mm/m - 0,002"
REPEATAB. WITH LINEAR SCALE FEEDBACK	± 0,025 mm - 0,001"

### TECHNICAL DATA

MODULE	i613-G2
MACHINE SIZE (L x W x H) Does not include pumps or control cabinet	5200 x 2700 x 2300 mm 205" x 106" x 91"
MACHINE WEIGHT	3600 kg - 7950 lb
MACHINE WEIGHT (with water)	8100 kg - 17860 lb
CUTTING TABLE DIMENSION	1930 x 3870 mm 76" x 152.3"
CUTTING AREA (without PAC60)	1700 x 3700 mm 67" x 145.6"
BEVEL CUTTING AREA (with PAC60)	1700 x 3700 mm 67" x 145.6"
CUTTING AREA MAXIMIZED (with PAC60)	1700 x 3700 mm 67" x 145.6"
ACCURACY OF MOTION	0,15 mm/m - 0,006"
REPEATABILITY OF MOTION	± 0,05 mm - 0,002"
MAX. AIR SPEED	17,5 m/min - 700 in/min
MAX. CUTTING SPEED	17,5 m/min - 700 in/min
MAX. MATERIAL THICKNESS (with PAC60)	130 mm - 5" (130 mm - 5")

IMPORTANT NOTICE: the technical data is not binding and may be changed by Techni Waterjet without prior notice. All the above accuracy tolerances are correct at the calibration temperature of 20° ± 1° C.

Machines displayed in the present catalogue are without safety barriers in order to ensure the perfect vision of all the details of the machine.

# Intec-G2® 613

HIGH-PRESSURE WATERJET SYSTEMS


## STANDARD FEATURES

### REMOTE CONTROL PENDANT




The MPG allows to manually wind forward or backward through a cutting path. This enables the operator to find the exact point along a cutting path from which to re-start cutting after a stoppage, or to accurately locate a pre-cut part.

### BREAK AWAY HEAD



When the cutting head inadvertently crashes into a clamp or fixture, or hits the edge of a work piece or an upturned part, the Break Away Head will detect the crash and automatically stop the machine.  
Not available with PAC60.

### TECH-SENSE




Tech-Sense Monitoring System provides the ability to run a night shift without the need for an attending operator. Should the cutting be disrupted, e.g. blocked nozzle, the machine will pause the program and send a text message to your cell phone.

### WATER RAISE AND LOWER



Automatic water Raise/Lower at the push of a button for Submerged Cutting; our tanks include air-tight welds of an air chamber which uses regular shop air pressure.

### SERVO Z AXIS



Programmable Z axis with auto height position recall, laser terrain mapping and edge location optics.

### HIGH-PRESSURE GAUGE



The HP gauge displays the pressure on the high-pressure water line. This allows the operator to see the actual pressure supplied to the cutting head and assists in troubleshooting.

## ELECTRIC SERVO PUMP - Patented

### Quantum NXT™

The Quantum NXT™ pump incorporates core "direct servo" technology that was first applied by NASA for the Space Shuttle Program.



MAX OUTPUT PRESSURE 3585 bar (52,000 psi)  
MAX OUTPUT VOLUME 1.9 l/min (0.5 gpm)  
Output Volume Based on 480 VAC Electrical Supply

### BENEFITS

- 60% more efficient than hydraulic intensifier
- Designed for quick seal service
- Virtually silent with noise level of 70 dbA



MAX OUTPUT PRESSURE 4550 bar (66,000 psi)  
MAX OUTPUT VOLUME 3.8 l/min (1.0 gpm)  
Output Volume Based on 480 VAC Electrical Supply



### PAC60 - Patented

The PAC 60™ operating software incorporates the True Cut® algorithms data base, developed to determine the predicted taper at a given surface finish. This taper is then compensated for when cutting the part, anywhere from 0 to 60 degrees, giving you "Precision Angle Control" of any part that can be produced on an X-Y abrasive waterjet cutting machine.

- Cutting parts with a true angle up to +/- 60 degrees with continuous rotation.
- Patented Technology to reduce cutting time significantly.
- Complex 5-Axis Programming made easy and quick to learn.
- Surface Scanner to maintain constant distance between nozzle and workpiece when cutting uneven slabs.
- Positioning accuracy to ± 0.1 degrees.
- Multi-pass cutting for edges with different angle.
- Taper cutting automatic compensation.