

Intec-G2® Series



POWER & CONTROL




EXPERIENCE & QUALITY



TECHNOLOGY & INNOVATION



A GMM Group Company



Upgrade Option - Linear Scale Feedback

ACCURACY WITH LINEAR SCALE FEEDBACK*	± 0,05 mm - 0,002"
REPEATAB. WITH LINEAR SCALE FEEDBACK*	± 0,025 mm - 0,001"

TECHNICAL DATA

MODULE	i35-G2
MACHINE SIZE (L x W x H) Does not include pumps or control cabinet	1700 x 2600 x 2050 mm 67" x 102,3" x 80,7"
MACHINE WEIGHT	1600 kg - 3530 lb
MACHINE WEIGHT (with water)	5200 kg - 12500 lb
CUTTING TABLE DIMENSION	1060 x 1670 mm 41,7" x 65,7"
CUTTING AREA (without PAC60)	915 x 1525 mm 36" x 60"
BEVEL CUTTING AREA (with PAC60)	560 x 1170 mm 22" x 46"
CUTTING AREA MAXIMIZED (with PAC60)	735 x 1465 mm 28,9" x 57,6"
ACCURACY OF MOTION*	± 0,1 mm - 0,004"
REPEATABILITY OF MOTION*	± 0,025 mm - 0,001"
MAX. AIR SPEED	17,5 m/min - 700 in/min
MAX. CUTTING SPEED	17,5 m/min - 700 in/min
MAX. MATERIAL THICKNESS (with PAC60)	200 mm - 8" (115 mm - 4,5")

IMPORTANT NOTICE: the technical data is not binding and may be changed by Techni Waterjet without prior notice. All the above accuracy tolerances are correct at the calibration temperature of 20° ± 1° C.

*Linear/Axis/Meter


Machines displayed in the present catalogue are without safety barriers in order to ensure the perfect vision of all the details of the machine.

Intec-G2® 35

HIGH-PRESSURE WATERJET SYSTEMS

STANDARD FEATURES


BREAK AWAY HEAD



Should the cutting head inadvertently crash into a clamp/fixture, hit the edge of a work piece or an upturned part, the Break Away Head will detect the crash and automatically stop the machine.

Not available with PAC60.

SERVO Z AXIS



Servo Z axis with auto height position recall, laser terrain mapping (optional) and edge location optics.

WATER RAISE AND LOWER



Automatic water Raise/Lower at the push of a button for quieter, cleaner and safer submerged cutting; our tanks include air-tight welds of an air chamber which uses regular shop air pressure.

TECH-SENSE



Tech-Sense Monitoring System enables true unattended operations. Should the cutting be disrupted the machine will pause the program and send a text message to your cell phone (SMS Notification option must be fitted.)

ABRASIVE PUMP AND HOPPER



The hopper includes a clear pump chamber to ensure abrasive is present and flowing correctly. Here is where the abrasive is pressurized, allowing the lid to be opened at any time.

Standard 500 Kg / Optional 2000 Kg

REMOTE CONTROL PENDANT



The MPG allows to manually wind forward or backward through a cutting path. This enables the operator to find the exact point along a cutting path from which to re-start cutting after a stoppage, or to simply locate a pre-cut part.

ELECTRIC SERVO PUMP - Patented

Quantum™

The Quantum™ pump incorporates core "direct servo" technology that was first applied by NASA for the Space Shuttle Program.



MAX OUTPUT PRESSURE 3585 bar (52,000 psi)
MAX OUTPUT VOLUME 1.9 l/min (0.5 gpm)
Output Volume Based on 480 VAC Electrical Supply

BENEFITS

- 60% more efficient than hydraulic intensifier
- Designed for quick seal service
- Virtually silent with noise level of 70 dbA



MAX OUTPUT PRESSURE 4550 bar (66,000 psi)
MAX OUTPUT VOLUME 3.8 l/min (1.0 gpm)
Output Volume Based on 480 VAC Electrical Supply

PAC60 - Patented



PAC60 - Patented

The PAC 60™ operating software incorporates the True Cut® algorithms data base, developed to determine the predicted taper at a given surface finish. This taper is then compensated for when cutting the part, anywhere from 0 to 60 degrees, giving you "Precision Angle Control" of any part that can be produced on an X-Y abrasive waterjet cutting machine.

- Cutting parts with a true angle up to +/- 60 degrees with continuous rotation.
- Patented Technology to reduce cutting time significantly.
- Complex 5-Axis Programming made easy and quick to learn.
- Surface Scanner to maintain constant distance between nozzle and workpiece when cutting uneven slabs.
- Positioning accuracy to ±0.1 degrees.
- Multi-pass cutting for edges with different angle.
- Taper cutting automatic compensation.

Full range of options available on the website

www.techniwaterjet.com - sales@techniwaterjet.com

