

Intec®G2 Series



POWER & CONTROL





EXPERIENCE & QUALITY



TECHNOLOGY & INNOVATION



A GMM Group Company



Upgrade Option - Linear Scale Feedback

ACCURACY WITH LINEAR SCALE FEEDBACK* ± 0,05 mm - 0,002"
 REPEATAB. WITH LINEAR SCALE FEEDBACK* ± 0,025 mm - 0,001"

TECHNICAL DATA

| MODULE | i713-G2 |
|---|--|
| MACHINE SIZE (L x W x H) Does not include pumps or control cabinet | 5800 x 3100 x 2100 mm 228" x 122" x 82,7" |
| MACHINE WEIGHT | 4160 kg - 9180 lb |
| MACHINE WEIGHT (with water) | 12680 kg - 27950 lb |
| CUTTING TABLE DIMENSION | 2000 x 4000 mm 78,7" x 157,5" |
| CUTTING AREA (without PAC60) | 2000 x 4000 mm 78,7" x 157,5" |
| BEVEL CUTTING AREA (with PAC60) | 1600 x 3650 mm 63" x 143,7" |
| CUTTING AREA MAXIMIZED (with PAC60) | 1900 x 4000 mm 74,8" x 157,4" |
| ACCURACY OF MOTION* | ± 0,15 mm/m - 0,006" |
| REPEATABILITY OF MOTION* | ± 0,05 mm - 0,002" |
| MAX. AIR SPEED | 17,5 m/min - 700 in/min |
| MAX. CUTTING SPEED | 17,5 m/min - 700 in/min |
| MAX. MATERIAL THICKNESS (with PAC60) | 200 mm - 8" (200 mm - 8") |

IMPORTANT NOTICE: the technical data is not binding and may be changed by Techni Waterjet without prior notice. All the above accuracy tolerances are correct at the calibration temperature of 20° ± 1° C.

*Linear/Axis/Meter


Machines displayed in the present catalogue are without safety barriers in order to ensure the perfect vision of all the details of the machine.

Intec®G2 713

HIGH-PRESSURE WATERJET SYSTEMS

STANDARD FEATURES


BREAK AWAY HEAD



Should the cutting head inadvertently crash into a clamp/fixture, hit the edge of a work piece or an upturned part, the Break Away Head will detect the crash and automatically stop the machine.

Not available with PAC60.

SERVO Z AXIS



Servo Z axis with auto height position recall, laser terrain mapping (optional) and edge location optics.

WATER RAISE AND LOWER



Automatic water Raise/Lower at the push of a button for quieter, cleaner and safer submerged cutting; our tanks include air-tight welds of an air chamber which uses regular shop air pressure.

VAF AND TECH-SENSE



Tech-Sense Monitoring System enables true unattended operations. Should the cutting be disrupted the machine will pause the program which can be easily resumed. With our variable feeder, garnet supply is adjusted by the software.

ABRASIVE PUMP AND HOPPER



The hopper includes a clear pump chamber to ensure abrasive is present and flowing correctly. Here is where the abrasive is pressurized, allowing the lid to be opened at any time.

Standard 500 Kg / Optional 2000 Kg

REMOTE CONTROL PENDANT



The MPG allows to manually wind forward or backward through a cutting path. This enables the operator to find the exact point along a cutting path from which to re-start cutting after a stoppage, or to simply locate a pre-cut part.

ELECTRIC SERVO PUMP - Patented

Quantum®

The Quantum® pump incorporates core "direct servo" technology that was first applied by NASA for the Space Shuttle Program.



VP 15/52

MAX OUTPUT PRESSURE 3585 bar (52,000 psi)
MAX OUTPUT VOLUME 1.9 l/min (0.5 gpm)
Output Volume Based on 480 VAC Electrical Supply

BENEFITS

- 60% more efficient than hydraulic intensifier
- Designed for quick seal service
- Virtually silent with noise level of 70 dbA



ESP 37/66

MAX OUTPUT PRESSURE 4550 bar (66,000 psi)
MAX OUTPUT VOLUME 3.8 l/min (1.0 gpm)
Output Volume Based on 480 VAC Electrical Supply

PAC60 - Patented



The PAC 60™ operating software incorporates the True Cut® algorithms data base, developed to determine the predicted taper at a given surface finish. This taper is then compensated for when cutting the part, anywhere from 0 to 60 degrees, giving you "Precision Angle Control" of any part that can be produced on an X-Y abrasive waterjet cutting machine.

- Cutting parts with a true angle up to +/- 60 degrees with continuous rotation.
- Patented Technology to reduce cutting time significantly.
- Complex 5-Axis Programming made easy and quick to learn.
- Surface Scanner to maintain constant distance between nozzle and workpiece when cutting uneven slabs.
- Positioning accuracy to ± 0.1 degrees.
- Multi-pass cutting for edges with different angle.
- Taper cutting automatic compensation.